

1. Background

Turing House aims for an inclusive intake, representative of the area it was established to serve, which is the Middlesex side of Richmond Borough.

The demand for a choice of good secondary schools is undoubtedly borough-wide, but some areas are better served by existing and future options than others. Because we believe that all students should have access to a good co-educational secondary school, Turing House has an [Admissions Point](#) at the location within the western part of the borough that is, and will remain, *furthest* from other schools of this type. It is sited on the Fulwell/North Teddington border, as shown in the [consultation map](#).

As most local schools use distance criteria in their admissions, Fulwell and its neighbouring wards are expected to feel increasing strain as the bulge of students working its way up through local primary schools transfers to secondary. The [Local Need](#) page of the Turing House website gives more information on this issue, and it was this local need, and the [support of many local parents](#), that directly led to the establishment of Turing House. As no suitable local school site is available, any future gaps in the area's co-educational community provision can only be plugged by use of an Admissions Point. We are therefore committed to striking an appropriate balance in serving the Admissions Point area in addition to the local community in which the school may eventually be sited.

The Admissions Point location is also designed to minimise disruption to the admissions of other local secondaries, including the new Richmond upon Thames secondary to be established in 2017, and the two Learning Schools Trust academies that are in the process of restructuring their governance in order to attract more local families. The [consultation map](#) provides contextual information, including the locations of other local secondaries, details of future primary expansions and pipeline housing developments.

2. Consultation Context

Since we [consulted](#) on our admissions policy for September 2016, a [permanent site](#) was announced for Turing House School in Heathfield, approximately 2 miles from our Admissions Point. For this reason it is not judged to be ideal; but the land is suitable for the brand new building and facilities we need.

The results of this consultation, which ran from 9th December 2015 until 27 January 2016, informs our admissions policy for September 2017. We have consulted with:

- the Local Authority;
- all maintained schools in Richmond-upon-Thames;
- local parents and other interested people who have registered on our Mailing List or who follow our news updates on social media;
- local community groups;
- neighbouring local authorities;
- schools in neighbouring areas;
- the local Admissions Forum;
- Church of England (CE) and Roman Catholic (RC) Diocesan Directors of Education;
- Borough Councillors and Members of Parliament;
- relevant Trusts and Associations.

The consultation asked 3 questions about our admissions policy as follows:

Question 1: We are considering an increase in our Published Admissions Number (PAN) from 150 to 200 from the year that we move to our permanent site. Should we do this?

Question 2: Our admissions policy currently prioritises applications in distance order with 80% being admitted by distance from the Admissions Point and the remaining 20% of places being prioritised in distance order from the planned permanent school site in Heathfield. Should we keep these proportions?

Question 3: We are considering the introduction of a new oversubscription criteria after the prioritisation of siblings (criteria 4), to prioritise children (by which is meant full, step-, half- and adopted children living in the same household) of staff directly employed by Turing House School for two years or more before the admission application. Should we do this?

3. Summary of Responses to the Consultation

418 responses were received in total, the vast majority with local (TW) postcodes. A detailed description of the consultation results is given in the [Appendix](#).

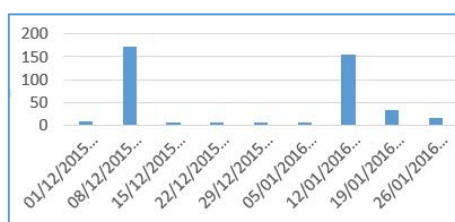
There were 6 responses from named organisations. One of these was from the Local Authority, and the other 5 were identical responses from representatives of Teddington School and the Waldegrave Trust, including Nelson Primary School.

Of the remaining 412 responses, 223 were from parents of primary school children and 189 were from others, with the full breakdown as follows:

- 47 were from applicants for 2017 entry;
- 176 were from parents of younger primary school children;
- 61 were from parents of secondary school children;
- 128 were from other individuals (the vast majority from Whitton/Heathfield);

Two of the individual responses were identifiable as being from elected local councillors, one from Whitton and the other from Fulwell and Hampton Hill. We were visited by other councillors from Whitton, Heathfield and Hampton North during the consultation period, but views expressed during those discussions are not included within the formal results in Appendix A because they were not minuted.

Figure 1: Consultation Responses by Time



There were two distinct peaks in the timing of the responses, the first when the consultation was officially launched, and the second in mid-January when it was heavily promoted by local councillors and a social media group in the Whitton area. There was also local press coverage, in both Richmond and Hounslow boroughs, of the Whitton councillors' public statements relating to the consultation during this period. The Local Authority published a statement outlining its own response at around the same time.

Evaluation of the Responses by Governors

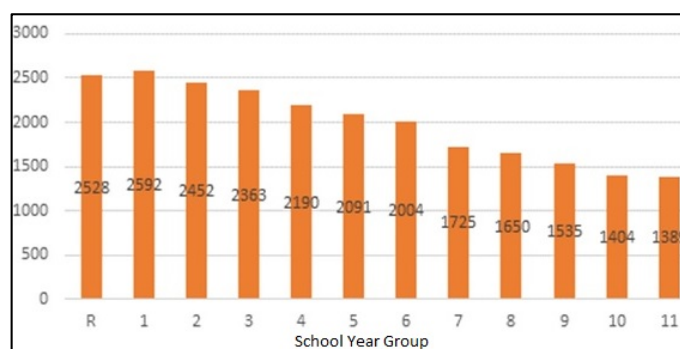
4.1 Published Admission Number

Although a majority of primary parent respondents to Question 1 backed the proposal for an increase in the school's Published Admissions Number from 150 to 200, for some this was clearly a difficult decision as their personal preference for their own child was a smaller school. We also note the environmental concerns raised by many respondents living and working close to Hospital Bridge Road.

At a meeting on 23 September 2015, Richmond's Director of Children's Services asked all borough secondary heads to consider expansion to accommodate future need, so it was appropriate for Turing House to consider this request in advance of our permanent building plans being drawn up, especially as our 2016 application figures indicate very high demand for places. Providing the places through an expansion of our PAN would have provided additional capital funding for secondary school places in the Borough through the National Free Schools programme alleviating pressure on Local Authority capital resources. However the consultation responses have clarified that the Local Authority and some neighbouring schools would prefer us to wait until the local 'basic need' for more secondary places is more imminent before we consider increasing the planned school size.

Although Richmond's secondary transfer population will increase significantly over the next few years (see Figure 2), and London Councils require a total of 78000 new places overall by 2020, the Local Authority has recently revised its [School Place Planning Strategy](#) to state that the planned opening of the Richmond upon Thames School in 2017 means there will be sufficient places in the western half of the borough until 2024.

Figure 2: Richmond School Population (Autumn Census 2015 data from Achieving for Children 3/2/16)



Of course, as detailed on our [website](#), Turing House was set up to serve parental demand as well as the basic need for more capacity, and Richmond Council has [also said](#) it wants to see more families getting higher preference offers in future years. Nevertheless we note the recent announcements in relation to changes of governance at the Learning Schools Trust (LST) academies, and the Local Authority's expectation of rapid and sustained quality improvements as a result of those. We do not wish to undermine this initiative, so **we have therefore resolved to retain our original PAN of 150¹**.

4.2 Admissions Proportions

Although overall the majority of respondents thought we should increase the proportion of places allocated to the school site, the responses from those most directly affected, primary parents, were evenly distributed (with 107 wanting 80% or more for the Admissions Point, and 109 wanting fewer than 80% for the Admissions Point).

The responses have certainly demonstrated that there is demand for places at Turing House from parents in the Whitton and Heathfield areas, and as noted in the introductory section we are committed to striking *an appropriate balance* in serving the local community in the vicinity of our permanent school site as well as the Admissions Point area.

We note the campaign by Whitton councillors and a local social media group to encourage people to express 50:50 as their preferred balance. However we do not think this is the appropriate ratio, for the following reasons:

- A 50:50 ratio is not proportionate to the relative sizes of the areas in question. Nor is it justified by the applications we have received for 2016 admissions, as shown in Appendix B. Just 11% of these are from Whitton and Heathfield in comparison to 43% from the wards closest to our Admissions Point area (Fulwell & Hampton Hill, Teddington, South & West Twickenham).
- We note that the 2016 demand from Hampton and Hampton North is slightly higher than that of Whitton & Heathfield, at 12%. Clearly a relatively high proportion of places will need to be allocated to the Admissions Point if *any* of that demand from the far west of the borough is to be served by Turing House. Serving at least *some* of that demand will arguably benefit the new improvement initiatives at the LST academies by distributing our impact on the two schools more evenly.
- We do not agree with the Local Authority's view that the Richmond upon Thames School (RTS) may be more accessible to Fulwell families than Turing House. The 281 bus route is already heavily used by students travelling to other schools, and would need increased capacity to accommodate those travelling to RTS, just as capacity would need to be added to the 481 service from our Admissions Point to Hospital Bridge Road. The distances to both schools are similar, and both routes are subject to congestion issues. It must also be acknowledged that as RTS

¹ As per Note 1 of our Admissions Policy we have a temporarily reduced PAN while the school is in its opening site in Queens Road. The PAN will be 150 from the first intake that will join when the school is on its permanent site.

becomes popular with more local families (including families from Whitton), students from the Fulwell area may not be able to secure a place, unless RTS plans to adopt an Admissions Point too.

Although application patterns are likely to evolve over time, it has always been our stated aim to serve families on the Middlesex side of Richmond borough. We think we can best do that by retaining a relatively high proportion of places allocated to the Admissions Point, which is at the centre of that area, and at a maximised distance from other co-educational schools.

We recognise that the future siting of the school in Hospital Bridge Road is contentious, with several councillors, the local MP and local parents questioning the wisdom of locating the school so far from the centre of gravity of the demand. Therefore, while negotiations on the acquisition of the site continue, we have resolved to compromise. **We will retain 80:20 as the admissions proportions, pressing ahead with its early introduction in 2017 so that we can properly gauge demand from Heathfield and Whitton, but we will revisit the question of our admissions proportions next year when we are considering our policy for 2018. In the meantime we hope to explore the LA's position more fully through ongoing discussion.**

4.3 Children of Staff

The majority of respondents to Question 3 agreed with our proposal to prioritise places for children of staff. We also note that the proportion of positive responses was significantly higher for parents of potential students than it was for other types of respondent. **We therefore intend to adopt the proposed policy change to prioritise the children of staff.** We considered rewording the eligibility criteria in line with a suggestion received from the Local Authority, but as the proposed change raised some concerns we have decided to use our original proposed wording for 2017 and review the wording again for 2018.

4. Consultation Outcome

Taking into account the above evaluation, the governing body of Turing House formally determined the school's 2017 Admissions Policy on 23 February 2016. The determined policy is published on the school's website.

Appendix A: Consultation Results

A.1 Individual Responses to the Consultation

A.1.1 Published Admission Number

Q1: *We are considering an increase in our Published Admissions Number (PAN) from 150 to 200 from the year that we move to our permanent site. Should we do this?*

	Yes	No	Don't Know
Primary Parents	130	82	11
Others	53	116	20
Total	183	198	31

29 of those responding “yes” made comments, which can be summarised as follows:

- 10 felt that there was strong demand for places;
- 8 wanted more places specifically for the area around the school site;
- 6 wanted reassurance that school resources would expand proportionally to cope with the increase;
- 4 acknowledged some of the benefits that were listed in the consultation document;
- 1 described their positive experience of another school of a similar size.

95 of those responding “no” gave a reason in the comments box, and these fell into the following categories:

- 50 cited additional environmental impact;
- 21 preferred a small school environment for their children;
- 7 thought that the extra places weren't needed;
- 17 expressed concerns about various issues unrelated to the school size.

15 of those responding “don't know” made comments:

- 2 acknowledged the advantages of a larger PAN but said their preference was for a small school.
- 4 felt they needed more information before they could make a decision.
- 7 felt that other concerns needed to be addressed before an increase to the PAN should be considered.

A.1.2 Admissions Proportions

Q2: *Our admissions policy currently prioritises applications in distance order with 80% being admitted by distance from the Admissions Point and the remaining 20% of places being prioritised in distance order from the planned permanent school site in Heathfield. Should we keep these proportions?*

	Yes	No	Don't Know
Primary Parents	94	122	7
Others	37	144	8
Total	131	266	15

23 of those responding “yes” made comments:

- 12 cited strong demand for places near the Admissions Point;
- 4 recognised the demand, but were cautious or wanted more information;
- 4 mentioned the impact on other local schools;
- 3 said they thought the permanent site was inappropriate as the demand was near the Admissions Point.

256 of those responding “no” made comments:

- 217 thought there should be a higher proportion of places for the permanent site, with 91 of these echoing the public statement made by Whitton councillors in mid January that the proportions should be 50:50. Other suggestions for the point:site ratio ranged from 75:25 to 0:100, with several people suggesting the current proportions be reversed to become 20:80;
- 21 thought there should be a higher proportion (up to 100%) of places for the Admissions Point (13 of these were primary parents);
- 18 weren't clear about how the proportions should be altered.

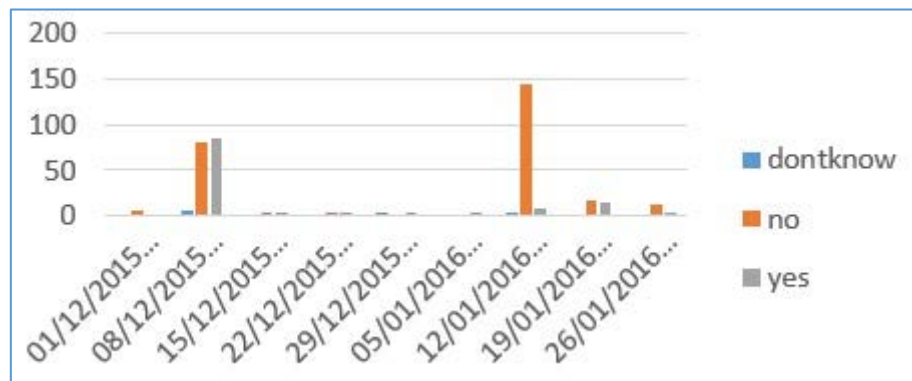
5 of those responding "don't know" made comments, citing the difficulty of the decision, worries about people missing out, and concerns about whether they would get a place for their own child.

The responses from those most directly affected by admissions decisions, i.e. primary parents, were more balanced than those from other respondents, especially when comments were taken into account (107 wanted 80% or more for the Admissions Point, versus 109 who wanted fewer than 80% for the Admissions Point).

As might be anticipated, there was a strong correlation between the responses given and the area in which the respondents live, with most of the "no" responses coming from Heathfield, Whitton and Hounslow and most of the "yes" responses coming from Fulwell and Hampton Hill and their adjacent areas. The responses from the two individuals who identified themselves as local councillors reflected this pattern. The responses for West Twickenham were more evenly split between "yes" and "no", with a majority responding "yes".

There was also a strong correlation between the timing of the response and its outcome, with a much higher proportion of "no" responses being submitted following the published statements by Whitton Councillors in mid-January, as shown in the graph below.

Figure 3: Responses to 80:20 question by time and type



A.1.3 Children of Staff

Q3: We are considering the introduction of a new oversubscription criteria after the prioritisation of siblings (criteria 4), to prioritise children (by which is meant full, step-, half- and adopted children living in the same household) of staff directly employed by Turing House School for two years or more before the admission application. Should we do this?

	Yes	No	Don't Know
Primary Parents	127	67	29
Others	84	79	26
Total	211	146	55

23 of those responding "yes" made comments:

- 10 cited the positive benefits for teachers;
- 7 mentioned the benefits to the school;
- 6 were unsure about their response or wanted more information;

45 of those responding "no" made comments:

- 37 of these were against the idea in principle or wanted to maximise places for local children;
- 5 made comments that were unrelated to the question;
- 2 thought that secondary school pupils should be independent;
- 1 thought the timing wasn't right for a decision.

12 of those responding "don't know" made comments:

- 6 of these felt they needed more information to decide;
- 3 said they didn't have a strong opinion on the matter;
- 2 said they would like to see the proportion of places at the site increase first;
- 1 made a comment unrelated to the question.

A.2 Organisational Responses to the Consultation

A.2.1 Teddington School & Waldegrave Trust

There were 5 identical responses from representatives of Teddington School and the Waldegrave Trust, including Nelson Primary School.

They did not want the PAN to increase to 200, believing there are already enough school places available in the local area and that an increase could adversely affect other local schools. They also indicated a preference that all local schools follow the principle of ranking all school admissions application, after SEN, LAC and siblings, according to distance from the school building (without reference to Waldegrave's own policy, which has two catchment areas and admits only girls). They responded positively to the question about the prioritisation of staff.

A.2.2 Richmond Local Authority

We received a response by email from the Local Authority. They expressed their support for Turing House and responded to the consultation questions as follows:

They are not in favour of Turing House increasing the PAN to 200 on the proposed timescale, because the planned opening of the Richmond upon Thames School in 2017 may then lead to an over-supply of places in the western part of the borough. They highlighted the recent revision to the Council's School Place Planning Strategy which indicates there should be sufficient places on the Western side of the borough until 2024, and recommended that any proposed future increases be consulted on in the year immediately prior to when they are to be established.

The Local Authority do not support the 80:20 ratio of places to be distributed between our Admissions Point and our proposed permanent site. They highlight the strong demand for places from across the Middlesex side of the borough, as indicated by our 2015 applications and admissions. They also express their view that the planned opening of the Richmond upon Thames School in 2017 will increase the options for all families in the area, and that its location may be more accessible for families in the Admissions Point area than Turing House. In addition they are anticipating that proposed governance changes at the LST Academies will increase those schools' popularity with local families, further increasing the options for high quality local places. They feel an increase in the proportion of places allocated to the permanent site would be conducive for the school's fostering of good relations with its host community, but do not recommend a specific ratio.

On the question of whether we prioritise the children of staff, the Local Authority indicates that they have no strong view, as the numbers are likely to be small. They do suggest a slight change in wording to the oversubscription criterion in relation to the qualifying period to prevent the future admission under this criterion by children of ex-staff.

Appendix B: Turing House Applications for September 2016

Table 1: Applications for Turing House in September 2016 by ward. Data has not been distinguished by preference as that information is not available to us. For brevity only areas with 5% or more have been included.

Ward	Percentage of total 2016 applications
West Twickenham	15%
Fulwell and Hampton Hill	10%
Out Borough (Hounslow)	10%
Teddington	9%
South Twickenham	9%
Hampton	7%
Heathfield	6%
Hampton Wick	6%
Hampton North	5%
Whitton	5%
St Margarets and North Twickenham	5%